

Building Data Summary	
Project ID:	Residential
Location:	*****
Scope of Work:	Hardscaping
Date:	



Item #	Ref. Sheet #	Item Description	Unit	Quantity	Wastage	Quantity with Wastage	Unit Material Cost	Total Material Cost	Unit Manhour	Hourly Wage	Unit Labor Cost	Total Labor Cost	Sub Cost	Total Trade Cost
DIVISION.01 GENERAL REQUIREMENTS														
1		Supervision and Coordination	LS	1	0%	1	\$ -	\$ -	0.000	\$ -	\$ -	\$ -	\$ 2,000	
2		Submittals and Shop drawings	LS	1	0%	1	\$ -	\$ -	0.000	\$ -	\$ -	\$ -	\$ -	
3		Final Cleaning	LS	1	0%	1	\$ -	\$ -	0.000	\$ -	\$ -	\$ -	\$ 500	
4		Mobilization Costs	LS	1	0%	1	\$ -	\$ -	0.000	\$ -	\$ -	\$ -	\$ 800	
5		Temporary Control & Facilities	LS	1	0%	1	\$ -	\$ -	0.000	\$ -	\$ -	\$ -	\$ 1,000	
Subtotal (General Requirements)													\$	4,300

DIVISION 02- Site Work														
Site														
Curb														
6		Sandstone Boulder Curb	LF	57	5%	60	\$ 11.25	\$ 673.31	0.125	\$ 62.85	\$ 7.86	\$ 470.20	\$ 1,143.51	
Driveway														
7		Concrete/Sandstone Driveway	SF	310	5%	326	\$ 3.37	\$ 1,096.94	0.032	\$ 62.85	\$ 2.01	\$ 654.65	\$ 1,751.58	
Call Box														
8		Electric Call Box	EA	1	0%	1	\$ 319.99	\$ 319.99	1.400	\$ 62.85	\$ 87.99	\$ 87.99	\$ 407.98	
9		Knox Box For Fire Dept.	EA	1	0%	1	\$ 229.00	\$ 229.00	1.200	\$ 62.85	\$ 75.42	\$ 75.42	\$ 304.42	
10		Steel Hss Mounting For Pad	EA	1	0%	1	\$ 11.95	\$ 11.95	0.100	\$ 62.85	\$ 6.29	\$ 6.29	\$ 18.24	
Mail Box														
11		Cast Iron Mailbox Insert W/ Door	EA	1	0%	1	\$ 899.99	\$ 899.99	1.450	\$ 62.85	\$ 91.13	\$ 91.13	\$ 991.12	
Light Fixture														
12		Sconce Light Fixture	EA	2	0%	2	\$ 129.99	\$ 259.98	1.450	\$ 62.85	\$ 91.13	\$ 182.27	\$ 442.25	
CMU Block														
13		8"x16" CMU Block W/ Cementitious Mortar	EA	150	0%	150	\$ 4.15	\$ 622.50	0.250	\$ 50.00	\$ 12.50	\$ 1,875.00	\$ 2,497.50	
14		4"x8" CMU Block	EA	10	0%	10	\$ 4.15	\$ 41.50	0.250	\$ 50.00	\$ 12.50	\$ 125.00	\$ 166.50	
Stone Veneer & Cap														
15		1-1/2" Santa Barbara Sandstone Veneer	SF	250	5%	263	\$ 4.15	\$ 1,089.38	0.250	\$ 50.00	\$ 12.50	\$ 3,281.25	\$ 4,370.63	
16		Stone Cap	LF	42	5%	44	\$ 4.15	\$ 183.02	0.250	\$ 50.00	\$ 12.50	\$ 551.25	\$ 734.27	
Footing & Excavation														
17		(1'-8"x1'-0") Concrete Footing - 4 LF	CY	0.25	5%	0	\$ 240.00	\$ 63.00	1.450	\$ 62.85	\$ 3.20	\$ 0.84	\$ 63.84	
18		(2'-4"x1'-0") Concrete Footing - 32 LF	CY	2.77	5%	3	\$ 240.00	\$ 698.04	1.450	\$ 62.85	\$ 3.20	\$ 9.31	\$ 707.35	
19		Excavation @ Footing	CY	4.55	5%	5	\$ -	\$ -	0.090	\$ 68.00	\$ 6.12	\$ 29.24	\$ 29.24	
Subtotal (Site Work)													\$	6,189

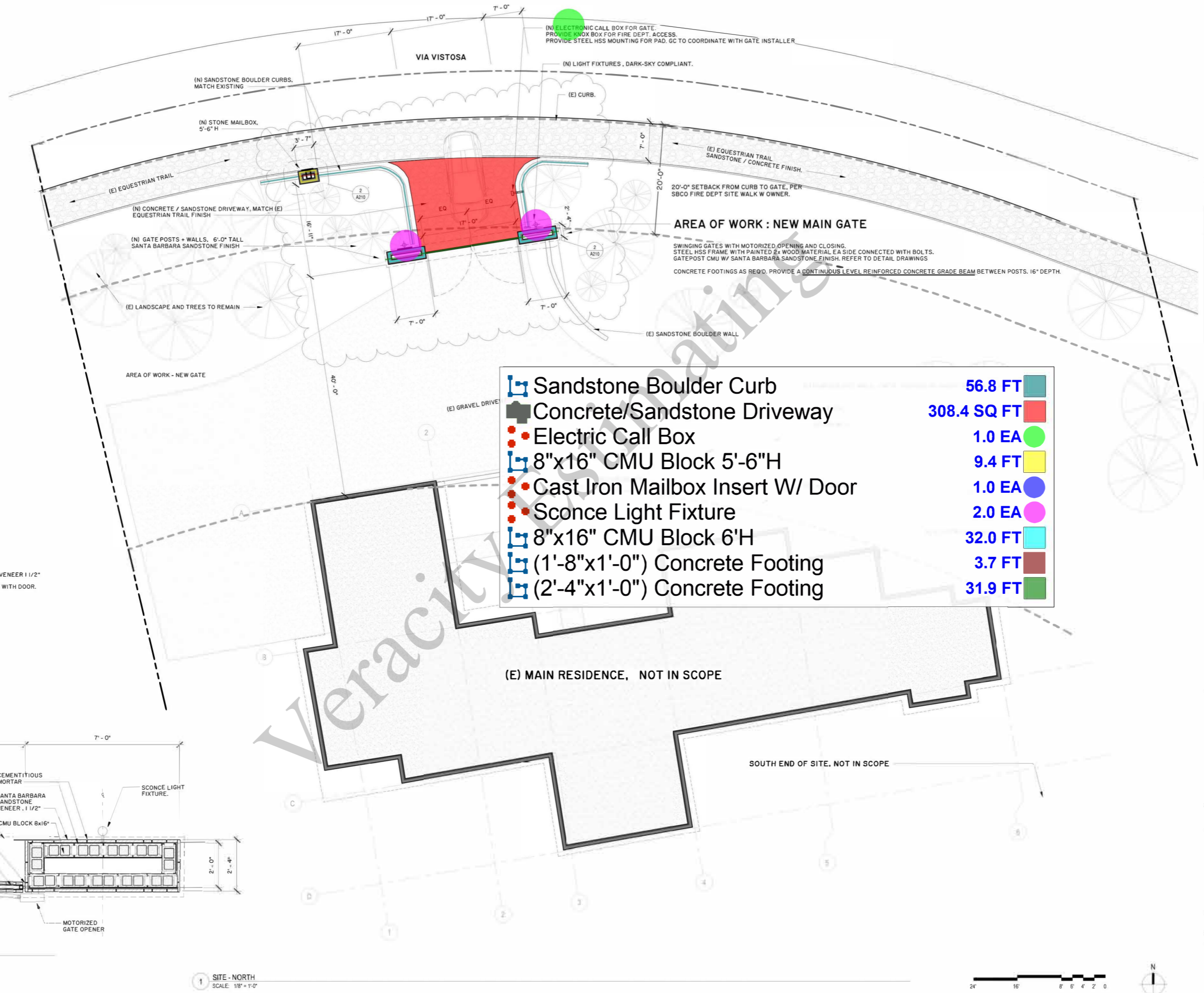
													PROJECTED COST	\$	17,928.4	
													INSURANCE	3%	\$	537.9
													CONTINGENCY	5%	\$	896.4
													OVERHEAD AND PROFIT	15%	\$	2,689.3
													TAX	6.50%	\$	402.3
													SUGGESTED BID	\$	22,454	

- Note:**
1. Please verify the equipment's and their prices with owner.
 2. Online sources are used for pricing.
 3. Prices can vary depending upon field conditions.

NOTES

SCOPE OF WORK LIMITED TO THE NEW GATE AND GATE POSTS. NO WORK OUTSIDE THIS AREA. NO GRADING OR LANDSCAPING SCOPE.

NOTE - OWNER HAS PREVIOUSLY WALKED THE SITE WITH SBCOUNTY FIRE DEPARTMENT TO CONFIRM THE 20'-0" GATE SETBACK AS SHOWN ON THE PLANS.



(N) ELECTRONIC CALL BOX FOR GATE. PROVIDE KNOX BOX FOR FIRE DEPT. ACCESS. PROVIDE STEEL HSS MOUNTING FOR PAD. GC TO COORDINATE WITH GATE INSTALLER

(N) LIGHT FIXTURES, DARK-SKY COMPLIANT.

(N) SANDSTONE BOULDER CURBS, MATCH EXISTING

(N) STONE MAILBOX, 5'-6" H

(E) EQUESTRIAN TRAIL SANDSTONE / CONCRETE FINISH.

(N) CONCRETE / SANDSTONE DRIVEWAY, MATCH (E) EQUESTRIAN TRAIL FINISH

(N) GATE POSTS + WALLS, 6'-0" TALL SANTA BARBARA SANDSTONE FINISH

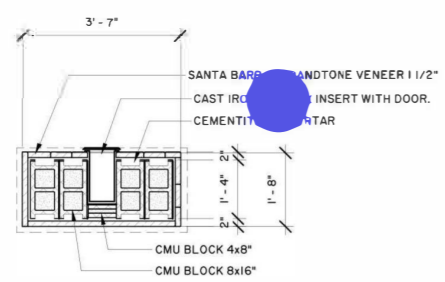
(E) LANDSCAPE AND TREES TO REMAIN

AREA OF WORK - NEW GATE

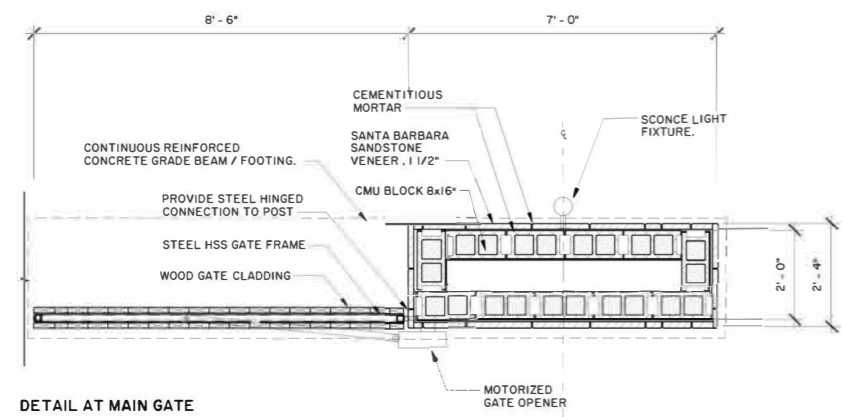
AREA OF WORK : NEW MAIN GATE

SWINGING GATES WITH MOTORIZED OPENING AND CLOSING. STEEL HSS FRAME WITH PAINTED 2x WOOD MATERIAL EA SIDE CONNECTED WITH BOLTS. GATEPOST CMU W/ SANTA BARBARA SANDSTONE FINISH. REFER TO DETAIL DRAWINGS. CONCRETE FOOTINGS AS REQ'D. PROVIDE A CONTINUOUS LEVEL REINFORCED CONCRETE GRADE BEAM BETWEEN POSTS. 16" DEPTH.

	Sandstone Boulder Curb	56.8 FT
	Concrete/Sandstone Driveway	308.4 SQ FT
	Electric Call Box	1.0 EA
	8"x16" CMU Block 5'-6"H	9.4 FT
	Cast Iron Mailbox Insert W/ Door	1.0 EA
	Sconce Light Fixture	2.0 EA
	8"x16" CMU Block 6'H	32.0 FT
	(1'-8"x1'-0") Concrete Footing	3.7 FT
	(2'-4"x1'-0") Concrete Footing	31.9 FT



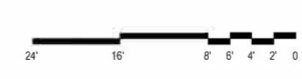
DETAIL AT MAILBOX



DETAIL AT MAIN GATE

2 ENLARGED PLAN - GATE WALL SCALE: 1/2" = 1'-0"

1 SITE - NORTH SCALE: 1/8" = 1'-0"



SITE PLAN - NORTH

Client: KOKE
Date: 2025-02-06
Drawn by: NS

A210

Scale: As indicated



THESE DRAWINGS (C) 2025 SCHWALLER STUDIO INC. NOT TO BE REPLICATED OR USED FOR ANY OTHER PURPOSES WITHOUT EXPRESS PERMISSION OF THE ARCHITECT.

NOT FOR CONSTRUCTION